

# INSTRUCTIONS & INFORMATION




## PUMP BELT RELEASE TOOL

Kit Number 609017




This tool was designed to assist in starting a Grasshopper M1 300 or 400 series (w/Serial #6713816 and above) during cold weather.

### INSTALLATION INSTRUCTIONS:

- Set park brake.
- Locate the 3/8 inch square hole in the hydro pump idler arm.



- Insert a 3/8 inch drive break over bar into the square hole and rotate hydro pump idler arm counter clockwise.



- With the belt tension released, install pump belt release tool (part #732312).
- This tool, when installed properly releases the belt tension which drives the hydro pumps, preventing pumps from turning while starting engine. This allows for easier starting.
- Once engine is started, running smoothly and warmed up (approx. 5 minutes), the tool must be removed before pumps become operational. Turn off the engine before removing the tool.