

INSTRUCTIONS & INFORMATION




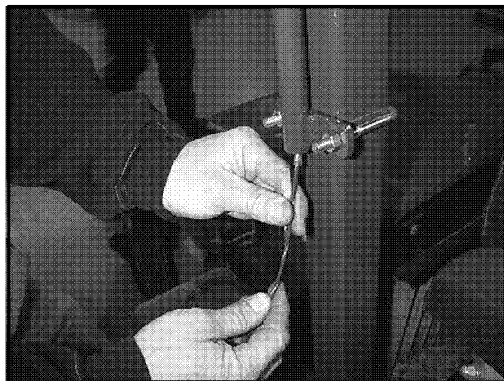

BEACON KIT

Used on any tractor with '05 ROPS or newer.

Part number 503326 (Straight stand).

Part number 503341 (Offset stand)

for use with Alum. Canopy (503187 & 503188).



IMPORTANT

Do Not ground this light to ROPS, fender or tractor frame. Ground wire must be attached to the engine block or starter plate (Kubota). Refer to last step on page 2.

- Install the beacon stand (item 9) on the right hand ROPS upright tube using the supplied u-bolts and whiz nuts. The height will be determined by whether or not the tractor has fabric sunshade installed.

- Insert the red/white and green/yellow wires with the bullet connectors through the beacon stand from the bottom up. Staggering the wire ends will allow them to pass through the tube easier. Slide gasket (bottom part of beacon) over wiring.